

Traffic rules of bicycles that you don't know surprisingly


Occurrence of bicycle accident:
One case in about 5 minutes 49 seconds


Investigation of traffic accident
by National Police Agency in 2017

 Bicycle accident amounts to about 20% of total traffic accident

A bicycle is a very familiar vehicle. But there are many dangerous ways in riding bicycles such as holding onto a handle with one hand and a smartphone on the other hand or riding bicycles side-by-side talking with friends. Please understand traffic rule so that not to cause an accident.

■Question: Which one is the correct way of riding bicycles in illustrations ① to ③ ?





















 Please notice that bicycles are include in a group of vehicles (same as a group of automobiles)

● There are about 20 rules for bicycles. Main rules are as follows:

- ☆ Bicycles should **ride on the left side of the roadway** because bicycles are vehicles. To ride on a sidewalk exceptionally, **ride on the lane nearer to the road slowly** with priority to pedestrians.
- ☆ (1) **Drunken driving is prohibited** (imprisonment of 5 years or less, or penalty of 1,000,000 yen or less) (2) **Ride double on a bicycle is prohibited**, except bicycles made for riding double or more (3) **Prohibited to ride with putting up an umbrella, with using smartphone, riding bicycles side-by-side** (4) **Turn on a light at night.** (5) **Keep the traffic signals at intersections** (6) **Keep the traffic rules such as stop, prohibited to ride, or place to park bicycles** (7) **Children should put on a helmet** (Helmets for bicycle purchasing fee is partly supported in Fujimi-shi.)

Basic traffic-control sign necessary for riding on a bicycle. Be sure to check them once again.

					
Closed to traffic	Closed to vehicular traffic	Vehicle entrance prohibited	Vehicle crossing prohibited	No U-turn	Pass at a very slow speed
					
Halt	No entry for pedestrians	No crossing for pedestrians	No passing for bicycles	Vehicle exclusive road	One-way
					
Passing with bicycles admitted	For pedestrians and bicycles only	For pedestrians only	For bicycles only	Pedestrian crossing	Crossing road for bicycles

■ Answer of P1 => All of them are correct. Bicycles should ride on the left side of the road. Aged persons and children should ride on the sidewalk nearer to the road.

Traffic accidents of bicycles and pedestrians are increasing

There was a judgment ordering compensation case of 100,000,000 yen for a bicycle accident. You should get bicycle insurance.



In Saitama prefecture, it is decided by the regulation to get bicycle insurance.

There is a bicycle insurance to compensate 100,000,000 yen with the yearly insurance 1430 yen, introduced in a pamphlet of Japan Traffic Safety Association placed at police stations. Let's get bicycle insurance for your safety bicycle life.

Let's enjoy the Garden Beach swimming pool at Fujimi-shi this summer!



- ★Period: July 13 to September 1, 9:00 to 17:00
- ★Fee: Adults; 500 yen, junior high school students; 300 yen, schoolchildren; 100 yen
- ★Place: 545, Katsuse, Fujimi-shi
TEL.049-254-4349
- ★Parking fee: Standard vehicle; 300 yen, bicycle; free



**Exchange meeting at FICEC
Café FICEC**



At FICEC international salon, exchange meeting is held every month. Let's talk together, drinking tea and eating some sweets.

- ◆ Place: Fujimino International Cultural Exchange Center
- ◆ Date and time: 14:00 to 16:00
June 30 (Sun.), July 27 (Sat.), August 25 (Sun.), October 27 (Sun.), November 30 (Sat.)
- ◆ Fee: Free (We welcome your bringing tea or cookies up to 500 yen)
- ◆ Contact, application: Fujimino International Cultural Exchange Center
Tel. 049-256-4290, Ms. An

**FICEC Japanese language class
-How to change Japanese expression in various cases-**



Even if you can speak correct Japanese, it is difficult to make good communication with your boss at your office. For example, how do you say when you have stomach ache and you want to take a break from your work?

“Onaka ga itai node kyou wa yasumi masu”

This is correct Japanese. But there is a better expression in such case.

“Onaka gai tai node yasumasete itadakitai nodesuga”

At the office in Japan, it is general to say “yasumasete itadakitai” rather than “yasumi masu” to your boss.

Though it is the same meaning you want to say, impression changes with the expression. You can learn such expressions at the beginners' course of Japanese language class. Feel free to come to your nearest Japanese language class.

Fujimino International Cultural Exchange Center is recruiting staffs for interpreter and translator. How about working as a volunteer staff here?